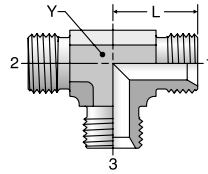


**JMK4** Full Dimensions

Union Tee  
60° Cone (all three ends)

Mates with 92, B1, B2 and B4 style hose fitting

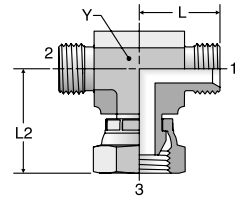


TUBE FITTING PART #	END SIZE			L (mm)	Y (mm)	STANDARD Dynamic Pressure (x 1,000 PSI)
	1	2	3			
	BSPP	BSPP	BSPP			S
2JMK4	1/8	1/8	1/8	16.6	11	
4JMK4	1/4	1/4	1/4	27.8	19	5.1
6JMK4	3/8	3/8	3/8	31.7	22	5.1
8JMK4	1/2	1/2	1/2	37.0	27	2.9
10JMK4	5/8	5/8	5/8	39.0	27	2.9
12JMK4	3/4	3/4	3/4	41.9	33	2.9
16JMK4	1	1	1	49.7	41	1.7
20JMK4	1 1/4	1 1/4	1 1/4	54.4	48	1.5
24JMK4	1 1/2	1 1/2	1 1/2	53.7	48	1.5

**S6MK4** Full Dimensions

Swivel Nut Branch Tee  
60° Cone / 60° Cone / 60° Swivel

Mates with D9/92, B1, B2 and B4 style hose fitting

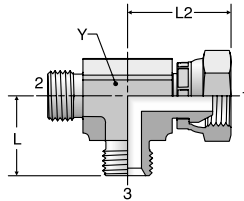


TUBE FITTING PART #	END SIZE			L (mm)	L2 (mm)	Y (mm)	STANDARD Dynamic Pressure (x 1,000 PSI)
	1	2	3				
	BSPP	BSPP	BSPP				S
2S6MK4	1/8	1/8	1/8	16.6	22.0	11	5.1
4S6MK4	1/4	1/4	1/4	27.8	31.2	19	5.1
6S6MK4	3/8	3/8	3/8	31.7	36.2	27	5.1
8S6MK4	1/2	1/2	1/2	37.0	41.0	27	2.9
10S6MK4	5/8	5/8	5/8	39.0	41.6	27	2.9
12S6MK4	3/4	3/4	3/4	41.6	45.3	33	2.9
16S6MK4	1	1	1	49.7	53.9	41	1.8
20S6MK4	1 1/4	1 1/4	1 1/4	54.4	60.0	48	1.5

**R6MK4** Full Dimensions

Swivel Nut Run Tee  
60° Cone / 60° Swivel / 60° Cone

Mates with D9/92, B1, B2 and B4 style hose fitting

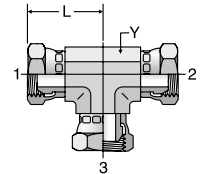


TUBE FITTING PART #	END SIZE			L (mm)	L2 (mm)	Y (mm)	STANDARD Dynamic Pressure (x 1,000 PSI)
	1	2	3				
	BSPP	BSPP	BSPP				S
2R6MK4	1/8	1/8	1/8	16.6	22.0	11	5.1
4R6MK4	1/4	1/4	1/4	27.8	31.2	19	5.1
6R6MK4	3/8	3/8	3/8	31.7	36.2	27	5.1
8R6MK4	1/2	1/2	1/2	37.0	41.0	27	2.9
10R6MK4	5/8	5/8	5/8	39.0	41.6	27	2.9
12R6MK4	3/4	3/4	3/4	41.6	45.3	33	2.9
16R6MK4	1	1	1	49.7	53.9	41	1.8
20R6MK4	1 1/4	1 1/4	1 1/4	54.4	60.0	48	1.5

**J6MK4** Full Dimensions

Swivel Nut Union Tee  
60° Swivel (all three ends)

Mates with D9 style hose fitting



TUBE FITTING PART #	END SIZE			L (TYP.) (mm)	Y (mm)	STANDARD Dynamic Pressure (x 1,000 PSI)
	1	2	3			
	BSPP	BSPP	BSPP			S
4J6MK4	1/4	1/4	1/4	30.5	14	5.1
6J6MK4	3/8	3/8	3/8	33.0	19	5.1
8J6MK4	1/2	1/2	1/2	38.8	22	2.9
10J6MK4	5/8	5/8	5/8	39.4	22	2.9
12J6MK4	3/4	3/4	3/4	42.3	27	2.9
16J6MK4	1	1	1	49.0	33	1.7
20J6MK4	1 1/4	1 1/4	1 1/4	58.2	41	1.5

Dimensions and pressures for reference only, subject to change.

- Visual Index
- How To Order
- Specs
- Assembly / Installation
- Reference Section